



## VIB SMART OTP

---

VIB Smart OTP is a method of generating One Time Password (OTP) via the application installed on smart mobile devices to complete online banking transactions for corporate customers

# User guide

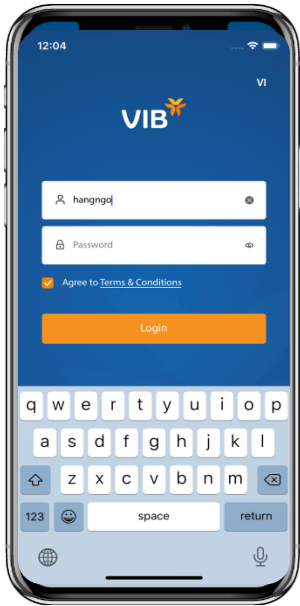
- Download & update application 2
- Activate application 3
- Generate OTP 4
- OTP sync 5
- PIN change 6
- Forgot PIN 7
- Others 8

# Download & update application

Search “VIB Smart OTP” in **AppStore** or **Google Play**



# Activate application\*



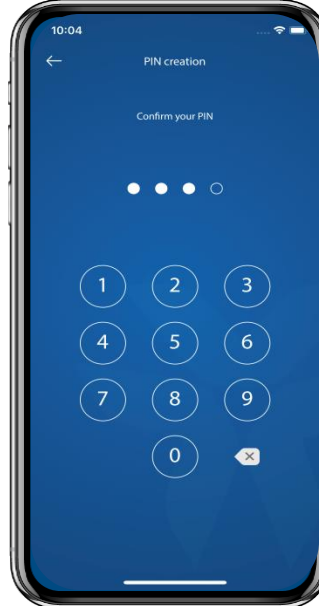
1

Login by username & password of Internet Banking



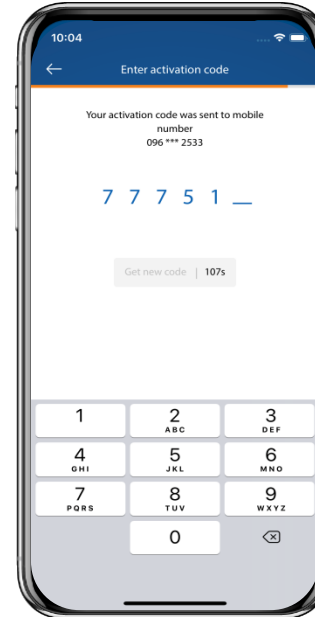
2

Create PIN



3

Confirm PIN



4

Enter activation code received via SMS/email



5


Activate successfully

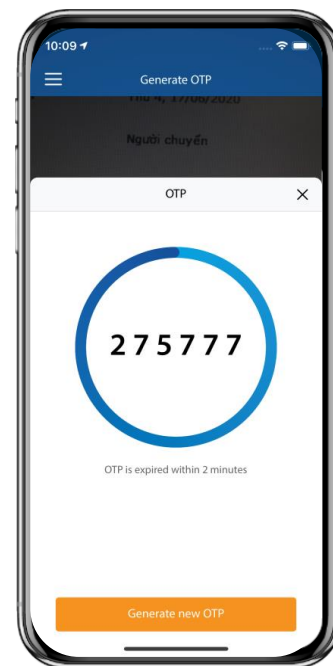
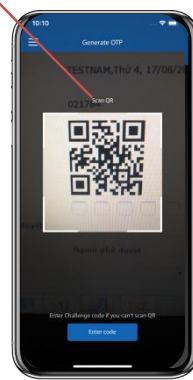
*\*Internet/3G/4G connection required*

# Generate OTP



Amount	1,000,000 VND
Fee	10,000 VND
Description	Transfer funds to HO VAN HOA - 13098475
When	Wednesday, 17-Jun-2020
Charged on	Sender
Attached document	
Inputted by	TESTNAM, Wednesday, 17/06/2020 12:12:27
Challenge Code	081191

  
Enter OTP code \*



Login by PIN of application

- Scan QR: Move your phone's camera to QR code showed in Internet Banking screen; or
- Enter Challenge code: Press **Enter code** in Scan QR screen.

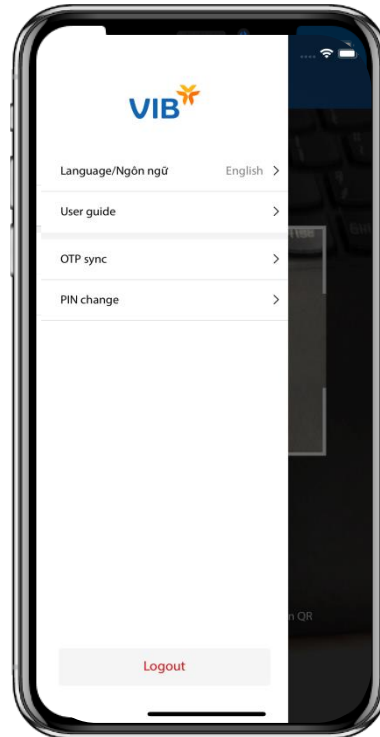
OTP is valid for 2 minutes.  
For generating OTP for another transaction, choose **Generate new OTP**

# OTP sync\*

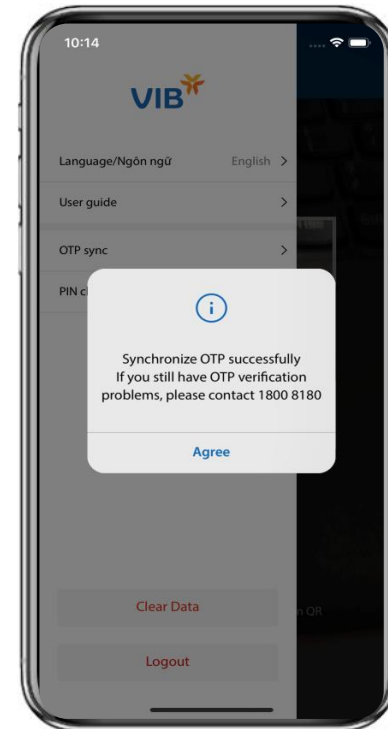
This feature supports to synchronize OTP in case system lost sync in time.



Choose  in left side



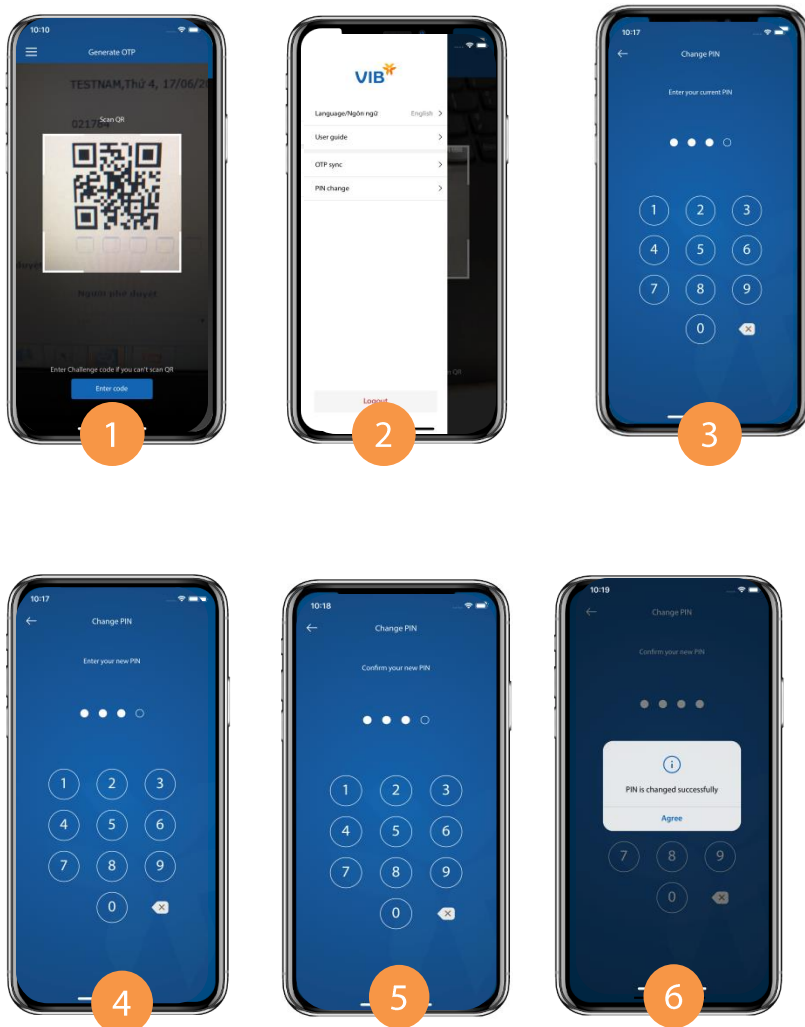
Choose **OTP sync**




Auto synchronize successfully

*\*Internet/3G/4G connection required*

# PIN change\*



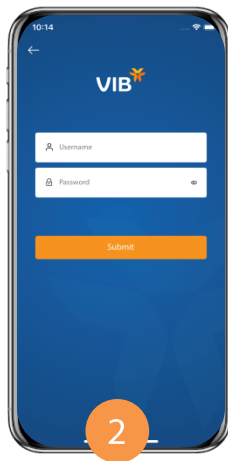
- 1 Choose  in left side
- 2 Choose **PIN change**
- 3 Enter current PIN
- 4 Enter new PIN
- 5 Confirm new PIN
- 6 Change PIN successfully

## PIN creation rules:

- 4-digit numbers
- Not same as 4 latest PIN
- Not included consecutive numbers
- Not included repeating numbers

*\*Internet/3G/4G connection required*

# Forgot PIN\*



- 1 Choose **Forgot PIN** in login step
- 2 Enter username & password of Internet Banking
- 3 Enter new PIN
- 4 Re-enter new PIN
- 5 Enter verification code received via SMS/email
- 6 Reset PIN successfully

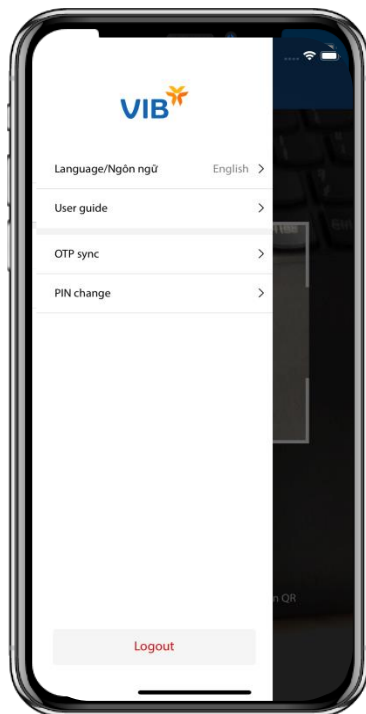
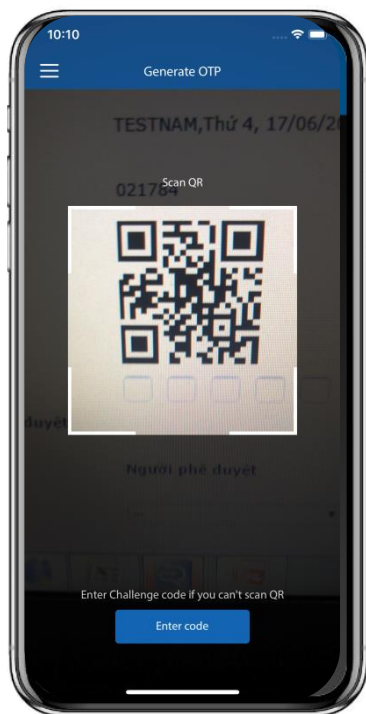
## PIN creation rules:

- 4-digit numbers
- Not same as 4 latest PIN
- Not included consecutive numbers
- Not included repeating numbers


*\*Internet/3G/4G connection required*




# Others



## Change language

- 1 Choose  in left side
- 2 Select **Ngôn ngữ/ Language**.
- 3 Choose Tiếng Việt or English.

## Userguide

- 1 Choose  in left side
- 2 Select **Userguide**
- 3 Userguide viewed or downloaded.